



# Spasht

8<sup>th</sup> Edition



**EVENT BROCHURE**

Igniting Minds, Widening Horizons.

JUNE 25, 26, 27- CONFERENCE

JUNE 29, 30, JULY 1- CASE DISCUSSION



# Welcome to Spasht 8.0

**SPASHT**, the undergraduate medical conference of Amrita School of Medicine is more than a conference; it is an experience at the intersection of academic rigour and imaginative exploration. Designed to inspire and challenge, it brings together young minds to navigate the complexities of medicine through engaging sessions, insightful discussions, and meaningful collaboration.

Guided by the timeless elegance of the cosmos, this year's theme draws upon the vastness of the universe, its mysteries, its precision, and its boundless potential, mirroring the ever-expanding horizons of medical science. Like constellations illuminating the night sky, each participant becomes a point of brilliance, contributing to a larger tapestry of knowledge and discovery.

Rooted in an ambience inspired by celestial beauty, SPASHT fosters not only learning, but also connection, curiosity, and clarity. It is a space where ideas converge, perspectives evolve, and future healers are shaped with purpose and vision.

Join us at SPASHT 8.0 where the pursuit of medicine reaches for the stars, and the brilliance of tomorrow begins Today.




# About Amrita School Of Medicine

Amrita School of Medicine, Amrita Hospital, Kochi, is one of India's leading tertiary care teaching hospital and medical institution. Established in 1998, it has grown into a centre known for advanced clinical care, cutting-edge research, and comprehensive medical training.

With more than 1,450 beds and a wide range of super-speciality departments, Amrita serves patients from across the country, offering high-quality, evidence-based healthcare.

The institution is equipped with modern infrastructure, simulation labs, and research facilities that support both undergraduate and postgraduate medical education. What sets Amrita apart is its strong emphasis on compassionate care.

Rooted in values of service and ethics, the institute trains future doctors to combine clinical excellence with empathy and responsibility.



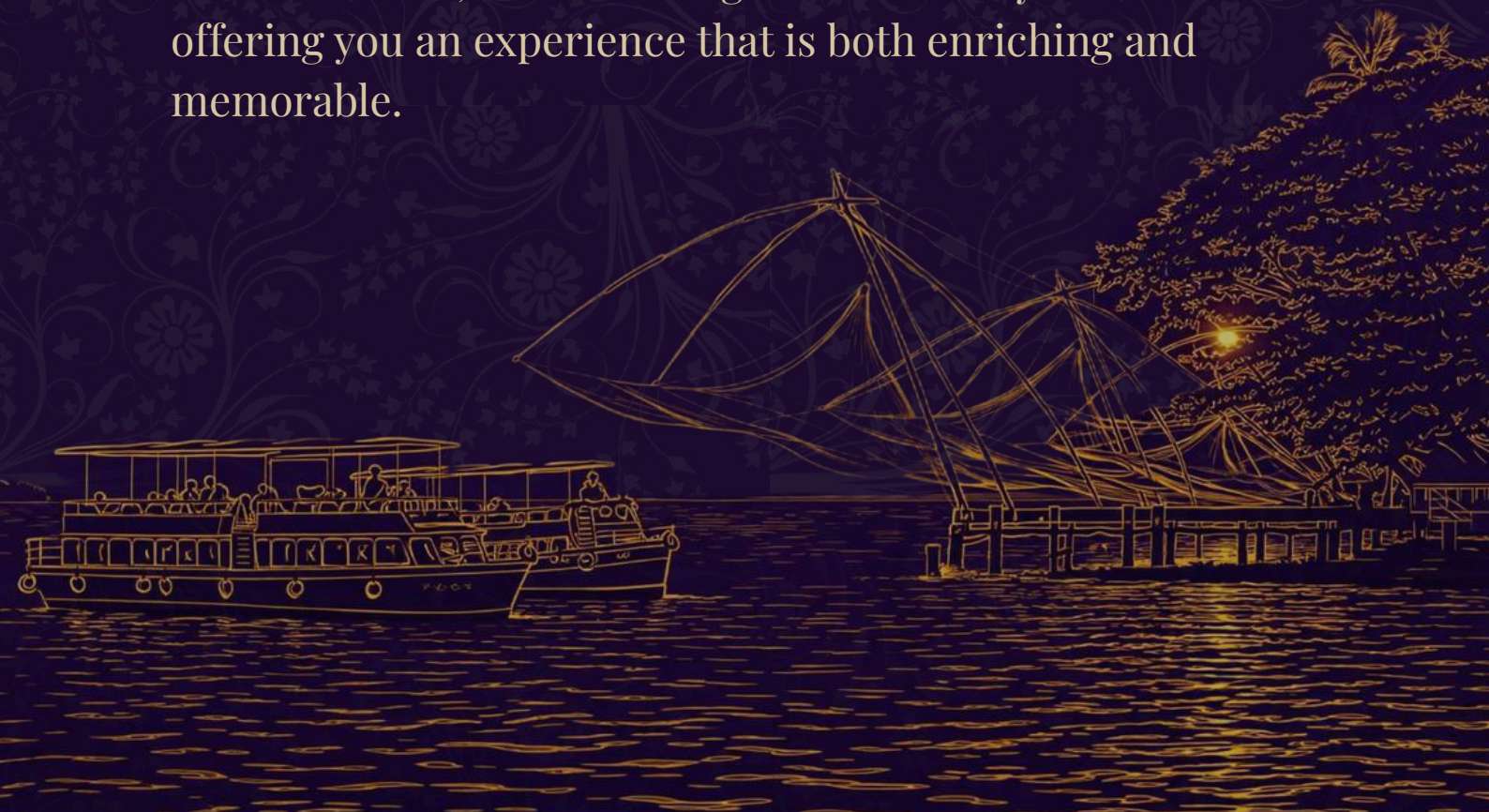
# About Kochi

Kochi, located along the southwestern coast of India, is a historic port city shaped by centuries of cultural exchange. Often referred to as the “Queen of the Arabian Sea,” it reflects a unique blend of Indian, Portuguese, Dutch, and British influences.

Fort Kochi and Mattancherry, at the heart of the city’s heritage, offer a rich mix of colonial streets, iconic Chinese fishing nets, historic quarters, and ancient places of worship that reflect its layered past.

Beyond its history, Kochi has evolved into a vibrant, youthful space home to quaint cafés, art galleries, boutique stores, and scenic waterfront spots, making it an ideal place to explore, unwind, and connect.

Come to Kochi, where heritage meets a lively coastal culture offering you an experience that is both enriching and memorable.





# Our Patron

*Om Amriteshwariye Namah*

My humble pranams at the lotus feet of our beloved AMMA.

It gives me immense pleasure to extend greetings to all participants, faculty members, and organizers of SPASHT 8.0, the undergraduate medical conference of Amrita School of Medicine, Kochi.



SPASHT has consistently evolved into a remarkable platform that nurtures academic excellence, innovation, and collaborative learning among budding medical professionals.

Medicine today demands not only clinical expertise, but also curiosity, compassion, adaptability, and a commitment to lifelong learning. Conferences such as SPASHT play an essential role in shaping future healthcare leaders by encouraging scientific inquiry, meaningful dialogue, interdisciplinary thinking, and teamwork.

I commend the students, faculty coordinators, and organizing committee for their dedication and vision in creating an enriching academic experience that blends knowledge with creativity and purpose. Such initiatives reinforce the values of Amrita — excellence in education, research, innovation, and compassionate patient care.

I am confident that SPASHT 8.0 will inspire participants to think beyond boundaries, exchange ideas, and contribute meaningfully to the future of healthcare. Wishing the conference all success.

*Om Amriteshwariye Namah*

***Dr. Prem Nair***

**Provost & Group Medical Director**

# A Message From Principal

*Dear Students,*

SPASHT 2026 is a reflection of the enthusiasm, curiosity, and commitment which our students bring to the field of medicine. It is designed to provide a meaningful learning experience that goes beyond the classroom, offering opportunities to explore both fundamental concepts and the evolving dimensions of healthcare.



The sessions and activities planned for this year aim to encourage interaction, critical thinking, and a deeper understanding of the subject. Such platforms play an important role in shaping future doctors by fostering confidence, collaboration, and a spirit of inquiry.


Led by the passion and initiative of our students, SPASHT 2026 goes beyond being just a conference. It is an experience that brings together ideas, perspectives, and learning in a meaningful way. I hope it inspires you to think deeper, engage actively, and make the most of every opportunity it offers.

***Dr. Gireesh Kumar K P***

**Principal**

**Amrita School of Medicine, Kochi**

# SPECIAL THANKS TO



**Dr. Gopalakrishna Pillai M**

Professor and Head  
Internal Medicine



**Dr. Riju R. Menon**

Professor and Head  
General Surgery



**Dr. Chitra R**

Professor and Head  
Obstetrics and Gynecology



**Dr. C. Jayakumar**

Professor and Head  
Paediatrics



**Dr. Gopal S. Pillai**

Professor and Head  
Ophthalmology



**Dr. Jai Thilak**

Professor and Head  
Orthopaedics

# SPECIAL THANKS TO



**Dr. V. V. Pillay**

Professor and Head  
Forensic Medicine and Medical Toxicology



**Dr. Bini Faizal**

Professor and Head  
ENT



**Dr. Chandrababu K. K**

Professor Emeritus, Orthopaedics



**Dr. Radhamany K**

Emeritus Professor,  
Obstetrics and Gynaecology



**Dr. Pradeep Jacob**

Professor,  
General Surgery



**Dr. Sathyajith G. Nair**

Professor, Paediatrics

# FACULTY INCHARGES



**Dr. Renoy A. Henry**

Professor  
Internal Medicine



**Dr. George Mathews John**

Professor  
General Surgery



**Dr. Sabarish B**

Medical Administrator- Critical Care  
Amrita Hospitals



**Dr. Ramakrishnan**

Professor  
Forensic Medicine and Toxicology



# ORGANISING COMMITTEE



**MOHAMMED JAAZIL**  
ORGANISING SECRETARY



**APARNA SWAPNA**  
ORGANISING SECRETARY



**NARAYANAN K**  
ORGANISING SECRETARY



**NANDHITHA SENTHIL**  
ORGANISING SECRETARY



## WORKSHOPS

KRISHIK NITHYASHRI S  
NIVETHA K



## RESEARCH

ABHIRAMI P  
ANANYA NAIR



## CASE PRESENTATION

KATYAYINI S  
MUTHU SUDARSHNA M



## SYMPOSIUM

NAMITA KHANNA  
AFREEN RAHMANI



## QUIZ

ARAVINTHAN A  
ANUPAM SIVA ANIL  
NIVEATHA K S



## MUN

ANUVIND N. SANTHOSH  
PARVATHI U. MAHESH





## JUDGES COMMITTEE

MEHA VARDHINI M  
JANANI S



## MATERIALS

NITHISHA P  
MATHEW THOMAS PAUL  
NIVEDITA R



## DEBATE

MANAV SINGH  
JAY AJIT BAROT



## PUBLIC RELATIONS

NANDHANA S BIJU  
NIYA S



## NON ACADEMIC EVENTS

K MADHUMITHA  
M METHUN KIRBAKAR



## DESIGN

NANDHITHA SENTHIL  
NIVIYA DEEPANANDAN



## SOCIAL MEDIA

R VISHWA  
DHRUV PATEL



## FOOD & ACCOMODATION

DHARSHENIK U K  
ATHUL KRISHNA P



## TECH & WEBSITE

SHREEHITH REDDY  
ASNA NIZAM



## CONTENT WRITERS

APARNA SWAPNA  
ANJNA R



## FINANCE

MOHAMMED JAAZIL  
SAI SANKARAN J



## DECOR

SARANG SURESH BABU  
VAISHNAVI H PILLAI



# The Observatory



## Tips On Using This Brochure:

Clicking on any heading in The Observatory takes you straight to that page.

Clicking on the Spasht logo on each page will take you back to The Observatory.

RESEARCH  
PRESENTATION

PROTOCOL  
PRESENTATION

CASE  
PRESENTATION

MEDUSA  
TOXICOLOGY QUIZ

MEDICAL TRIVIA QUIZ

SYMPOSIUM

JUNIOR QUIZ

MUN

DEBATE

ESCAPE  
ROOM

WORKSHOPS

CASE  
DISCUSSION

TREASURE HUNT

ONLINE EVENTS

HOW TO  
REACH US

HOSPITALITY

PLACES TO  
VISIT

CONTACT US





# Registration Process

- REGISTRATION IS MANDATORY FOR PARTICIPATION IN ALL EVENTS.
- REGISTRATIONS WILL BE CARRIED OUT THROUGH THE OFFICIAL WEBSITE AND GOOGLE FORMS. THE MODE OF REGISTRATION FOR EACH EVENT WILL BE ON THE RESPECTIVE EVENT PAGES.
- DELEGATE REGISTRATION IS MANDATORY FOR PARTICIPATION IN ALL EVENTS, WITH THE EXCEPTION OF MUN, QUIZZES, AND DEBATE.
- DELEGATE REGISTRATION FOR SCIENTIFIC EVENTS AND SYMPOSIUMS CAN BE COMPLETED AFTER SELECTION FOR OFFLINE PRESENTATION.
- DELEGATE REGISTRATION INCLUDES A GOODIE BAG, FOOD COUPONS, AND ACCESS TO CASE DISCUSSIONS. ACCOMMODATION IS NOT INCLUDED
- YOU WILL RECEIVE A CONFIRMATION EMAIL AFTER REGISTERING AS A DELEGATE AND FOR EACH INDIVIDUAL EVENT.





# Registration Process

- THE CONFIRMATION EMAIL WILL CONTAIN A UNIQUE BARCODE FOR EACH EVENT, INCLUDING DELEGATE REGISTRATION. THIS BARCODE MUST BE PRODUCED AT THE REGISTRATION DESK FOR VERIFICATION.
- EACH DELEGATE MUST ALSO PRESENT A VALID COLLEGE ID AT THE REGISTRATION DESK.
- THERE IS NO LIMIT TO THE NUMBER OF EVENTS A PARTICIPANT CAN REGISTER FOR.
- PAYMENT FOR SCIENTIFIC EVENTS AND SYMPOSIUMS WILL BE OPEN FROM JUNE 8 TO JUNE 11. FURTHER DETAILS WILL BE PROVIDED LATER.
- ON-SPOT REGISTRATIONS WILL BE AVAILABLE, SUBJECT TO THE AVAILABILITY OF SLOTS.
- NO REFUNDS WILL BE ISSUED AFTER PAYMENTS HAVE BEEN MADE.
- IN CASE OF ANY DIFFICULTIES DURING THE REGISTRATION PROCESS, KINDLY CONTACT THE PUBLIC RELATIONS TEAM.
- STAY UPDATED VIA THE OFFICIAL SPASHT INSTAGRAM PAGE. [@AMRITASPASHT](#)





# Conference Schedule

## FORENOON

## AFTERNOON

**DAY 1**  
**25<sup>TH</sup> JUNE**

- Oral Case Presentation:  
**ENT, Orthopaedics**
- Poster Case Presentation:  
**Paediatrics**
- Research Protocol  
Presentation

- Poster Case Presentation:  
**Medicine, Surgery, OBG,  
Orthopaedics**
- Research Poster  
Presentation
- Symposium: **Pathology,  
Physiology**

Debate

Intercollegiate Junior Quiz

**DAY 2**  
**26<sup>TH</sup> JUNE**

- Oral Case Presentation:  
**Medicine, OBG, Ophthalmology**
- Research Oral Presentation
- Poster Case Presentation: **ENT**

- Oral Case Presentation:  
**Surgery, Paediatrics**
- Poster Case Presentation:  
**Ophthalmology**
- Symposium: **Medicine**

Medical Trivia Quiz

Model United Nations (MUN)

Medusa: Toxicology Quiz: **Offline Prelims & Semi Finals**

**DAY 3**  
**27<sup>TH</sup> JUNE**

Medusa: Toxicology Quiz: **Finals**

# SCIENTIFIC EVENTS





# Research Presentation



*BRING YOUR RESEARCH TO LIFE AND SHARE YOUR IDEAS ON A  
PLATFORM THAT CELEBRATES INNOVATION AND DISCOVERY.*

- **Eligibility: MBBS Students, CRRIs ( Interns )**
- **Last date for abstract submission: June 7, 2026**
- Registration for the event will be carried out via Google Forms.
- The payment portal will be open from June 8 to June 11; further details will be communicated subsequently.
- Candidates may indicate preference for Oral or Poster presentation.
- Abstracts will be evaluated by a panel of experts.
- Selected candidates will be assigned either Oral or Poster presentation as decided by the panel.
- Delegate registration is mandatory for finalists to participate in the offline event.
- In case of any dispute, the decision of the judges will be final.



**Registration fees : Rs. 250**



BACK TO  
OBSERVATORY ->

- All accepted abstracts (Oral and Poster Presentations) will be compiled and published in the Spasht Journal 2026, which will be provided to participants.
- Certificates of Merit and exciting cash prizes will be awarded to winners. Participation Certificates will be awarded to all finalists.
- In case of multiple co-authors, any one author may present; and the certificate will be issued only to the presenting author, while all co-authors will be acknowledged in the Spasht E- Journal.

# Abstract Guidelines

**File name: Name\_ContactNumber\_Email ID**

**Word limit: 300 words** to be submitted under the following headings:

- Title
- Presenter name
- Co-authors
- Background
- Objectives
- Methods
- Results
- Conclusion

**[Registration Link](#)**  
**[Click Here](#)**

RESEARCH PRESENTATION  
AND RESEARCH PROTOCOL  
**PRIZE POOL**  
**RS. 20,000!**



# Oral Presentation Guidelines

PowerPoint presentation (Institute name must not be mentioned)

**Time: 10 minutes (8 min presentation + 2 min discussion)**

**Maximum slides: 20**

## Format:

- Title
- Background
- Objectives
- Methods
- Results
- Conclusion
- References

## Evaluation Criteria:

- Content
- Originality
- Experimental Design
- Presentation Skills
- Response to Questioning



# Poster Presentation Guidelines

Single PowerPoint slide (Institute name must not be mentioned)

**Time: 8 minutes (5 min presentation + 3 min discussion)**

## Evaluation Criteria:

- Content
- Originality
- Experimental Design
- Presentation Skills
- Visual Appeal
- Response to Questions

## CONTACT

**Abhirami P: 9746416168**

**Ananya Nair: 9811131333**



BACK TO  
OBSERVATORY ->



# Research Protocol Presentation

*KICKSTART YOUR RESEARCH JOURNEY WITH PURPOSE,  
DESIGN A STRONG PROTOCOL THAT LAYS THE  
FOUNDATION FOR IMPACTFUL WORK.*

- **Eligibility: MBBS Students, CRRIs (Interns)**
- **Last date for abstract submission: June 7, 2026**
- Registration for the event will be carried out via Google Forms.
- Abstracts will be evaluated by a panel of experts.
- Delegate registration is mandatory for finalists.
- The payment portal will be open from June 8 to June 11; further details will be communicated subsequently.
- In case of any dispute, the decision of the judges will be final.

**Registration Fee: ₹200**

**RESEARCH PRESENTATION  
AND RESEARCH PROTOCOL  
PRIZE POOL  
RS. 20.000!**



# Abstract Guidelines

**File name: Name\_ContactNumber\_Email ID**

Word limit: 300 words to be submitted under the following headings:

- Title
- Introduction
- Objectives
- Methods
- Impact / Implications
- Conclusion

# Presentation Guidelines

PowerPoint presentation (Institute name must not be mentioned)

Time: 9 minutes (6 min presentation + 3 min discussion)

Format:

- Title
- Introduction
- Objectives
- Methodology
- Implications
- Conclusion
- References

**[Registration Link](#)**

**[Click Here](#)**

Evaluation Criteria:

- Content
- Originality
- Experimental Design
- Feasibility
- Presentation Skills
- Response to Questioning

**CONTACT**

**Abhirami P: 9746416168**

**Ananya Nair: 9811131333**





# Case Presentation

*WHERE ENGAGING CASE DISCUSSIONS FOSTER CLINICAL EXCELLENCE.*

## ✦ Subjects

Cases may be presented under the following disciplines:

- Medicine
- Surgery
- Paediatrics
- Obstetrics & Gynaecology
- ENT
- Ophthalmology
- Orthopaedics

**Last date for submission: June 7**

**CASE PRESENTATION  
PRIZE POOL  
RS. 35,000!**

## ✦ Team Framework

- Open to MBBS students and interns.
- Each team may have a maximum of two members.
- Individual participation is permitted.
- Cross-college teams are not allowed.
- Each team/participant may submit only one case per subject.
- There is no limit to the number of cases submitted by a college.



BACK TO  
OBSERVATORY ->



## ✦ Abstract Guidelines

### Format of Abstract Submission:

- History
- Examination Findings
- Provisional and Differential Diagnosis
- Investigations
- Management
- Relevance of the Case
- Relevant Images

### Formatting Requirements:

- Font: Times New Roman
- Font Size: 12
- Line Spacing: 1.5
- Word Limit: 650 words

## ✦ Submission Guidelines

**File name for the abstract must be: Name\_Subject\_ContactNumber**

- Registration for the event will be carried out via Google Forms.
- The payment portal will be open from June 8 to June 11; further details will be communicated subsequently.
- Abstracts must not contain any information revealing the identity of the participants.
- A letter from the Head of Department must accompany the abstract, attesting that the case is that of a real patient in the respective hospital.
- Abstracts will be rejected in cases of plagiarism or malpractice.
- Selected abstracts will be reviewed by a panel of judges
- Delegate registration is mandatory for finalists.
- All selected abstracts (Oral and Poster Presentations) will be compiled and published in the Spasht E-Journal 2026, which will be provided to participants.
- Selected candidates will be assigned either Oral or Poster presentation as decided by the panel.
- Abstracts submitted under Oral Presentation only will not be considered for Poster Presentation.

## CONTACT

**Katyayini Sivakumar - 9384205883**

**Muthu Sudarshna - 9629602779**

# ✦ Oral Presentation Guidelines

- Delegate card is mandatory for all participants.
- **Duration of presentation : 8 min + 2 min discussion**

## **Format for Powerpoint Presentation:**

- History
- Examination findings
- Provisional and differential diagnosis
- Investigations
- Management
- Relevance of the case

## **Criteria for evaluation:**

- Content
- Originality / Novelty
- Time Management
- Quality of Presentation
- Response to Questioning

**Registration Fee:**  
**Oral Presentation: Rs. 250**  
**Oral/ Poster Presentation: Rs. 300**

# ✦ Poster Presentation Guidelines

- Delegate card is mandatory for all participants.
- Mode of Presentation: Posters must be presented in electronic format (e-poster).
- **Orientation: Landscape (16:9)**
- **Duration of presentation: 6 mins +3 mins discussion.**

## **Poster must contain:**

- History
- Examination findings
- Provisional and differential diagnosis
- Investigations
- Management
- Relevance of case

## **Criteria for evaluation:**

- Content
- Originality / Novelty
- Time Management
- Quality of Presentation
- Visual appeal and clarity
- Response to Questioning

**[Registration Link](#)**  
**[Click Here](#)**





ACADEMIC  
EVENTS



INDIAN SOCIETY OF TOXICOLOGY PRESENTS

# DR. VV PILLAY'S TOXICOLOGY QUIZ



## MEDUSA

- Online Prelims: May 30<sup>th</sup>
- Offline Prelims and Semi Finals: June 26<sup>th</sup>
- Finals: June 27<sup>th</sup>

**PRIZE POOL  
RS. 25,000!**

- **ELIGIBILITY: TEAM OF 2 CANDIDATES, MAXIMUM 1 CRRI ALLOWED PER TEAM**
  - **CROSS COLLEGE TEAMS ARE NOT ALLOWED**
  - **INDIVIDUAL PARTICIPANTS ARE ALSO WELCOME**
- **QUIZ STRUCTURE: ONLINE/ OFFLINE PRELIMS (ONLINE: MAY 30<sup>th</sup> 2026)**
  - **TOP 20 TEAMS ADVANCE TO THE SEMI- FINALS (OFFLINE)**
  - **TOP 6 TEAMS ADVANCE TO THE FINALS (OFFLINE)**

**Registration Fee: Rs. 250/-  
per team**



## **Dr. VV Pillay**

**CHIEF, POISON CONTROL CENTRE  
PROFESSOR AND HEAD OF DEPARTMENT,  
FORENSIC MEDICINE & TOXICOLOGY,  
AMRITA INSTITUTE OF MEDICAL SCIENCES, KOCHI**

**QUIZ CONTACTS**

**Aravinthan- 91500 78002  
Niveatha KS- 6381 127321  
Anupam- 90749 69657**

# The Intercollegiate Junior Quiz

*STEP INTO A HIGH-ENERGY QUIZ BUILT ON THE CORE PILLARS OF MEDICINE — ANATOMY, PHYSIOLOGY, BIOCHEMISTRY, PATHOLOGY, MICROBIOLOGY, AND PHARMACOLOGY. THIS ISN'T JUST ABOUT WHAT YOU REMEMBER; IT'S ABOUT HOW CLEARLY YOU UNDERSTAND AND HOW CONFIDENTLY YOU APPLY IT WHEN IT COUNTS.*

**JUNE 25<sup>th</sup>**

**PRIZE POOL  
RS. 10,000!**

#### ★ EVENT FORMAT:

- OFFLINE QUIZ
- TEAMS OF 3 MBBS STUDENTS
- INDIVIDUAL PARTICIPANTS ARE ALSO WELCOME
- OPEN TO ALL MBBS YEARS (INTERNS NOT ALLOWED)
- ONLY ONE STUDENT FROM 3<sup>RD</sup> PROF (PART 1/ 3 PER TEAM)
- NO CROSS-COLLEGE TEAMS ALLOWED
- PRELIMS: WRITTEN ROUND (MCQS)
- TOP 6 TEAMS QUALIFY FOR THE FINALS

**REGISTRATION FEE: RS. 300 PER TEAM**

#### QUIZ CONTACTS

**Niveatha KS- 6381 127321**

**Anupam- 90749 69657**

**Aravinthan- 91500 78002**

**[Registration Link](#)  
[Click Here](#)**

BACK TO  
OBSERVATORY ->



# ॐ-Spasht

## Medical Trivia Quiz

*THIS ISN'T YOUR USUAL "READ-AND-REPEAT" MEDICAL QUIZ. IT'S WHERE POP CULTURE MEETS PATHOLOGY, HISTORY MEETS HEALTHCARE, AND RANDOM FACTS SUDDENLY BECOME USEFUL. IF YOU'VE EVER GONE DOWN A WIKIPEDIA RABBIT HOLE OR RANDOMLY REMEMBERED SOMETHING COMPLETELY IRRELEVANT. THIS IS YOUR MOMENT. FORGET YOUR TEXTBOOKS FOR A BIT THIS ONE'S ABOUT THE THINGS YOU'VE PICKED UP ALONG THE WAY. TURNS OUT, THOSE MIGHT BE EXACTLY WHAT YOU NEED.*

**JUNE 26<sup>th</sup>**

**PRIZE POOL  
RS. 5,000!**

### EVENT FORMAT:

- OFFLINE QUIZ
- TEAMS OF 2 MBBS STUDENTS
- INDIVIDUAL PARTICIPANTS ARE ALSO WELCOME
- CROSS-COLLEGE TEAMS ARE ALLOWED
- PRELIMS: WRITTEN ROUND
- TOP 6 TEAMS QUALIFY FOR THE FINALS

**REGISTRATION FEE: RS. 150 PER TEAM**

### QUIZ CONTACTS

**Anupam- 90749 69657**

**Niveatha KS- 6381 127321**

**Aravinthan- 91500 78002**



**[Registration Link](#)  
[Click Here](#)**

BACK TO  
OBSERVATORY ->



# Student Symposium

*INNOVATION IN TEACHING*

## ELIGIBILITY:

- Each team must consist of 2-6 members.
- Team members must be MBBS students

## SUBJECTS:

- Each team must present a short symposium from the following domains:

- a. General Medicine
- b. Physiology
- c. Pathology

- Registration for the event will be carried out via Google Forms.
- Interested candidates must submit an abstract of their presentation. The abstract should describe how the topics will be explained, including any teaching aids or methods.
- The payment portal will be open from June 8 to June 11; further details will be communicated subsequently.
- **Deadline for abstract submission - June 7, 2026**
- Delegate registration is mandatory for finalists.

[Registration Link](#)  
[Click Here](#)

**REGISTRATION FEE: RS. 500**

## CONTACT

**Afreen Rahmani - 8445072516**

**Namita Khanna - 9963651141**





# ✦ Abstract Guidelines

Abstracts must be submitted in PDF format.

File name: Name\_Contact Number\_Email ID

The abstract should include the following:

- Name of the Subject
- Title of Presentation
- Learning Objectives of Presentation
- Teaching Outline (list of subtopics covered)
- Summary of Presentation
- Teaching Method/ Approach (any teaching aids, models, demonstrations etc.,)
- References / Resources (3-5)

**WORD LIMIT: 500 WORDS**

**Formatting specifications:**

- Times New Roman, Size 12, Line spacing 1.5
- Do not include names, emails, phone numbers, or any identification details in the abstract document.

**PRIZE POOL  
RS. 20,000!**

# ✦ Presentation Guidelines

Time limit: 20 minutes (Symposium: 15 min +  
Questions from judges/audience: 5 min)

## **EVALUATION CRITERIA**

1. Choice of topic (neither too niche nor too broad)
2. Clarity and quality of content
3. Individual performance
4. Time management and handling of Q&A
5. Novelty in teaching methodology





# MUN

# Global Health Assembly

*DEBATE. NEGOTIATE. RESOLVE.*

This Model United Nations simulation, inspired by the World Health Organization committee, invites delegates to represent nations, engage in discussions on pressing global health issues, and collaboratively formulate policy resolutions.

The session is designed to foster leadership, negotiation skills, and a deeper understanding of global health governance, while providing a realistic and engaging diplomatic experience.

- Each country will be represented by a single delegate.
- The agenda/motion will be shared one month prior to the conference to allow adequate preparation.
- The event will be conducted in offline mode.
- Prizes will be awarded for Best Delegate and Outstanding Delegate, along with certificates for Honourable Mentions.

**Registration Fee: ₹300**

**Rules**  
**[Click Here](#)**

**PRIZE POOL**  
**RS. 5,000!**

**CONTACT**

**Anuvind N Santhosh: 8921024085**

**Parvathi U Mahesh: 82968 87603**

**Registration Link**  
**[Click Here](#)**





# Debate

Step into a high-stakes arena of wit, logic, and persuasion where every word matters and every second counts. Back your stance with evidence, dismantle your opponent with precision, and make your voice impossible to ignore.

## ★ Eligibility:

- Open to MBBS students and interns
- Team of two participants
- Cross-college teams are not permitted

## ★ Prizes:

- Teams: 1st Place & 2nd Place
  - Individual: Best Speaker
- (based on performance in Round 1)

Registration Fee Rs. 250

**PRIZE POOL  
RS. 5,000!**

**Rules - [Click Here](#)**

**[Registration Link](#)  
[Click Here](#)**

## CONTACT

**Manav Singh: 7737709867**

**Jay: 8089018333**



BACK TO  
OBSERVATORY →

# WORKSHOPS





# Workshops Schedule

## FORENOON

## AFTERNOON

### DAY 1 25<sup>TH</sup> JUNE

- Delivery in Distress: Normal Labour and Obstetric Emergencies (**OBG**)
- Breath and Beyond: Chest Radiology & Spirometry (**Respiratory Medicine**)
- Race Against Time: Sepsis and Antimicrobial Resistance (**General Medicine**)
- Understanding Rhythm: ECG Interpretation (**ER**)

- The First Breath: Neonatal Emergencies (**Paediatrics**)
- Care Beyond Cure: Physical medicine and Rehab Workshop (**PMR**)
- Point of Precision: Mastering Taps, Drains & Beyond (**General Medicine**)

### DAY 2 26<sup>TH</sup> JUNE

- The Art of Reconstruction: Skin Grafting, Facial Fillers & Botox (**Plastic Surgery**)
- Trace the Truth: Forensic Medicine and Toxicology (**FMT**)
- Back to Beat: Code Blue & BLS (**ER**)
- Mastering Respiratory Care: Bronchoscopy, NIV, and COPD in Practice (**Respiratory Medicine**)
- Closing the Loop: Suturing. (**General Surgery**)

- Beyond the Pulse: Exploring Vascular Surgery Techniques and Technology (**Vascular Surgery**)
- Inside the GI Tract: Mastering Endoscopy (**Gastroenterology**)

### DAY 3 27<sup>TH</sup> JUNE

- Mend the Bend: **Orthopaedic** Essentials
- Beyond the Lump: Breast Assessment and Diagnosis (**General Surgery**)
- Precision Through Innovation: **Animal Research & Robotic Surgery** Workshop
- Care in Practice: OBG Essentials (**OBG**)
- Probe to Diagnosis: The Power of POCUS ER Workshop (**ER**)
- Airway First: Tracheostomy Skills and Techniques (**ENT**)

- Closing the Loop: Suturing (**General Surgery**)
- Precision Through Innovation: **Animal Research & Robotic Surgery** Workshop
- ReVision – See What You've Been Missing (**Ophthalmology**)





# DELIVER IN DISTRESS

## NORMAL LABOUR & OBSTETRIC EMERGENCIES

### *CONFIDENCE WHEN LABOUR TURNS CRITICAL*

Obstetric care requires the ability to act with confidence in both routine and high-pressure situations.

This simulation-based workshop focuses on building practical skills across normal labour and emergency scenarios, allowing participants to actively perform, practice, and refine each step under expert guidance.

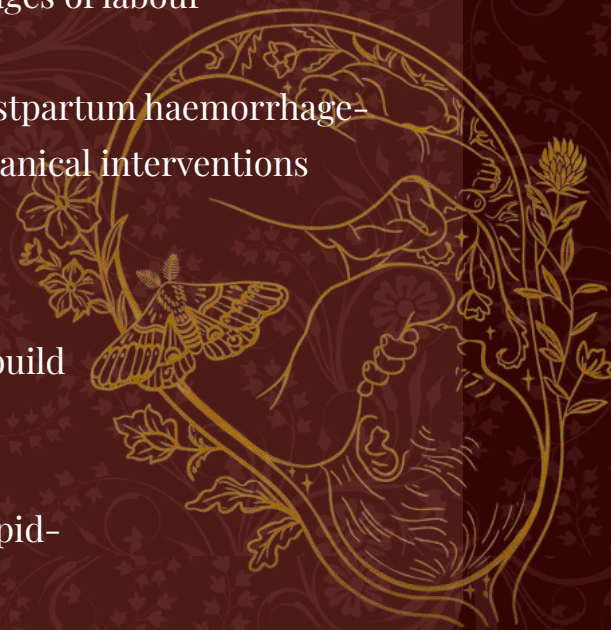
With strong emphasis on hands-on training and real-time application, it prepares you to approach labour and its complications in a structured and effective manner.

## INSIGHTS

- Normal labour: Stepwise demonstration of the stages of labour
- Episiotomy: Indications and decision-making
- Obstetric emergencies: Shoulder dystocia and Postpartum haemorrhage-structured approach including medical and mechanical interventions

## HANDS-ON

- Guided hands-on practice of Normal labour to build technique and situational awareness
- Episiotomy: Technique and repair
- Shoulder dystocia: Hands-on simulation and rapid-response management



**DAY 1**  
**JUNE 25<sup>TH</sup>**

**ORGANISERS**  
LIMA MANOJ POTTENPLACKAL – 8129808581  
MADHAVAN SHRIYA ANISH – 9167202611

**20 SLOTS**  
**RS. 300/-**



# BREATH AND BEYOND

## CHEST RADIOLOGY & SPIROMETRY

*INTERPRET RIGHT. TREAT BETTER*

Diagnostic precision in respiratory medicine depends on the ability to interpret investigations accurately and consistently.

This workshop focuses on developing a structured approach to both chest radiographs and spirometry, helping participants build clarity in recognising normal findings, identifying abnormalities, and applying these interpretations in a clinical context.

With a strong emphasis on pattern recognition and clinical relevance, it bridges the gap between theory and practical decision-making.

### INSIGHTS

- Chest radiograph interpretation:
  - Differentiating between X-ray views and their clinical significance
  - Identification of normal anatomical structures
- Spirometry:
  - Procedure and technique
  - Key parameters and reference values
  - Identifying normal vs pathological spirometric patterns
  - Clinical correlation of findings

### CASE BASED

- Recognition of common abnormalities through case-based discussions and questionnaires
- Clinical Correlation of Spirometry Findings

**DAY 1**  
**JUNE 25<sup>TH</sup>**

**ORGANISER**  
**ARYA ANANTHAN – 9567256502**

**20 SLOTS**  
**Rs. 300/-**



# RACE AGAINST TIME

## SEPSIS AND ANTIMICROBIAL RESISTANCE

*RECOGNISE EARLY. ACT FAST. PRESCRIBE WITH PURPOSE*

This workshop tackles two of the most pressing challenges in modern clinical medicine. Antibiotic decisions and early sepsis management are central to everyday clinical practice, where timing and judgment directly impact outcomes.

This workshop brings both together in a practical, case-driven format starting with an interactive approach to antimicrobial stewardship and moving into the structured management of sepsis.

With emphasis on decision-making and clinical application, it helps build a clearer approach to these high-impact scenarios.

### INSIGHTS

- Antimicrobial stewardship:
  - Interactive snakes-and-ladders style gameplay
  - Clinical decision-making in antibiotic use
  - Understanding consequences of inappropriate therapy
- Antibiotic selection:
  - Empirical vs targeted therapy
  - Use of microbiological data in decision-making
- Sepsis management:
  - Sepsis protocol and early recognition
  - Diagnostic criteria and initial approach
  - Timely resuscitation and antibiotic administration



**DAY 1**  
**JUNE 25<sup>TH</sup>**

**ORGANISERS**  
**ANEETTA JOY – 8714588279**  
**ANAMIKA SAJEEV – 7907756584**

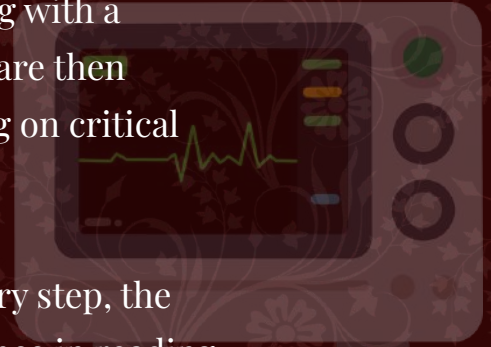
**20 SLOTS**  
**Rs. 300/-**



# UNDERSTANDING RHYTHM: ECG INTERPRETATION

*READ FAST. READ RIGHT*

This workshop is built around the kind of structured, high-pressure learning that mirrors real emergency medicine. Beginning with a foundational lecture on ECG interpretation, participants are then tested and moved into team-based stations, each focusing on critical ECG patterns seen in emergency settings.



With guided interpretation and clinical correlation at every step, the session is designed to build speed, accuracy, and confidence in reading ECGs.

## INSIGHTS

- Foundational lecture on ECG interpretation
- Station based ECG interpretation sessions covering:
  - Myocardial infarction
  - Tachyarrhythmias
  - Bradyarrhythmias
  - Miscellaneous ECGs



## CASE BASED

- Faculty-guided discussion and clinical correlation at each station

**DAY 1**  
**JUNE 25<sup>TH</sup>**

**ORGANISER**  
SANKEERTHANA SANTHOSH –  
9496110540

**40 SLOTS**  
**RS. 300/-**



# THE FIRST BREATH

## NEONATAL EMERGENCIES

*THE SMALLEST PATIENTS DESERVE YOUR BEST.*

In paediatric emergencies, especially in newborns, timely action and correct technique are critical.

This session is designed to build a clear, structured approach to airway management and neonatal resuscitation, helping you respond effectively in high-stakes clinical situations.



### INSIGHTS

- Positive pressure ventilation: Indications and preparation
- Nasogastric tube insertion: Indications and correct placement
- Neonatal resuscitation:
  - Stepwise protocol for neonatal resuscitation
  - Airway management in newborns



### HANDS-ON

- Training in:
  - Ambu bag and mask ventilation
  - Nasogastric Tube insertion

**DAY 1**  
**JUNE 25<sup>TH</sup>**

**ORGANISERS**  
JESSICA – 9874035892  
ADITYA NAIR – 9885326111

**20 SLOTS**  
**RS. 400/-**



# CARE BEYOND CURE

## PHYSICAL MEDICINE AND REHABILITATION

*HEALING GOES BEYOND THE DIAGNOSIS*

This workshop offers a rare, multi-faceted glimpse into the world of Physical Medicine and Rehabilitation, bringing together hands-on craft, cutting-edge technology, and clinical procedures in a single immersive experience.

Designed to move beyond theory, it gives participants practical exposure to how rehabilitation and pain management come together in real patient care.

### DEMONSTRATIONS

- Fabrication of ankle foot orthosis from scratch
- Live demonstration of ultrasound-guided corticosteroid injection for carpal tunnel syndrome
- Walkthrough of hyperbaric oxygen chamber with an understanding of workflow and clinical use
- Introduction to cutting-edge robotic devices used in motor recovery, gait training, and rehabilitation



**DAY 1**  
**JUNE 25<sup>TH</sup>**

### ORGANISERS

SHRUTHIKAA S – 9344409506  
SUBIKSHA B – 9843976644

**20 SLOTS**  
**Rs. 500/-**



# POINT OF PRECISION

## MASTERING TAPS, DRAINS AND BEYOND

*LEARN WITH PRECISION. TAP WITH CONFIDENCE.*

Bedside procedures are a core part of clinical practice, requiring both technical skill and confidence in execution.

This workshop focuses on building that foundation through guided, hands-on training in commonly performed procedures.

With a mix of simulation, demonstrations, and supervised practice, you'll develop a clear, structured approach to performing these interventions safely and effectively.

### INSIGHTS

- Core procedures:
  - Pleural tap
  - Ascitic tap
  - Lumbar puncture
  - Intercostal drain insertion

### HANDS-ON

- Simulation-based training in bedside procedures
- Expert demonstrations with step-by-step guidance
- Hands-on practice sessions

**DAY 1**  
**JUNE 25<sup>TH</sup>**

### ORGANISERS

SWETHA SENTHIL NATHAN 9894563999  
MADHUMITHA L 9578390000

**20 SLOTS**  
**Rs. 450/-**



# THE ART OF RECONSTRUCTION

## SKIN GRAFTING, FACIAL FILLERS AND BOTOX

*WHERE ANATOMY MEETS ARTISTRY.*



Plastic surgery demands equal parts precision and creativity and this workshop provides exposure to both. From reconstructive technique to aesthetic refinement, this session covers two distinct and high-value domains: skin grafting, facial filler injection and botox.

Whether you are reconstructing a defect or restoring volume, the principles are the same: know your anatomy, respect the tissue, and execute with confidence.

### INSIGHTS

- Skin grafting: Graft harvesting and application
- Facial anatomy relevant to fillers and aesthetic interventions
- Dermal fillers:
  - Types, indications, and contraindications
  - Complications and their management
- Injection techniques:
  - Identifying injection sites
  - Marking techniques
  - Syringe handling, injection angles and depth

### HANDS-ON

- Hands-on training on mannequins under faculty supervision
- Live demonstration of skin graft harvesting and meshing



**DAY 2**  
**JUNE 26<sup>TH</sup>**

**ORGANISER**  
**BORA SRIDHARSHANA REDDY**  
**63819 57368**

**20 SLOTS**  
**Rs. 500/-**



# TRACE THE TRUTH

*WHERE SCIENCE MEETS JUSTICE — AND EVERY DETAIL COUNTS.*

Forensic medicine bridges clinical practice and law. This workshop covers medico-legal evidence collection and forensic toxicology, guiding participants through history taking, examination, evidence collection, and documentation with focus on consent, ethics, and legal responsibility.

It also introduces drugs of abuse, detection principles, and saliva/blood sampling, using case-based scenarios to connect lab findings with clinical and medico-legal contexts.



## SEXUAL ASSAULT EVIDENCE COLLECTION

- History taking and medico-legal context
- Clinical examination
- Evidence collection and preservation
- Medico-legal documentation and report writing
- Consent, ethics, and legal responsibilities
- Simulation-based scenarios

## DRUG PANEL- SALIVA AND BLOOD DETECTION:

- Pharmacology and clinical features of drugs of abuse
- Sample collection techniques
- Principles of detection methods
- Interpretation in clinical and medico-legal context
- Case-based correlation with signs and symptoms



**DAY 2**  
**JUNE 26<sup>TH</sup>**

## ORGANISERS

APARNA NAMBIAR – +91 7907140356  
NEHA SUNNY- +974 6647 2653  
+91 9497413300

**20 SLOTS**  
**Rs. 500/-**



# BACK TO BEAT CODE BLUE & BLS

*STAY READY FOR WHEN IT COUNTS*

When a patient crashes, there is no time to think, only to act. This workshop places participants in real-time emergency scenarios, focusing on rapid assessment, coordinated response, and effective resuscitation.

Covering both pre-hospital and in-hospital settings, it builds a clear and practical approach to managing critically ill patients under pressure.

## HANDS-ON

- Basic Life Support:
  - CPR and AED use in out-of-hospital settings
  - Simulation exercises with different emergency scenarios
- Advanced Life Support:
  - Management of Code Blue in hospital settings
- Airway management:
  - Hands-on endotracheal intubation with demonstration and guided practice
- Trauma care:
  - Emergency management of spinal trauma
  - Safe patient shifting techniques



**DAY 2**  
**JUNE 26<sup>TH</sup>**

**ORGANISER**  
**ARYA AJITH – 9074573954**

**20 SLOTS**  
**Rs. 500/-**



# MASTERING RESPIRATORY CARE

BRONCHOSCOPY, NIV AND COPD IN PRACTICE

*THE LUNGS DON'T LIE. LEARN TO LISTEN.*

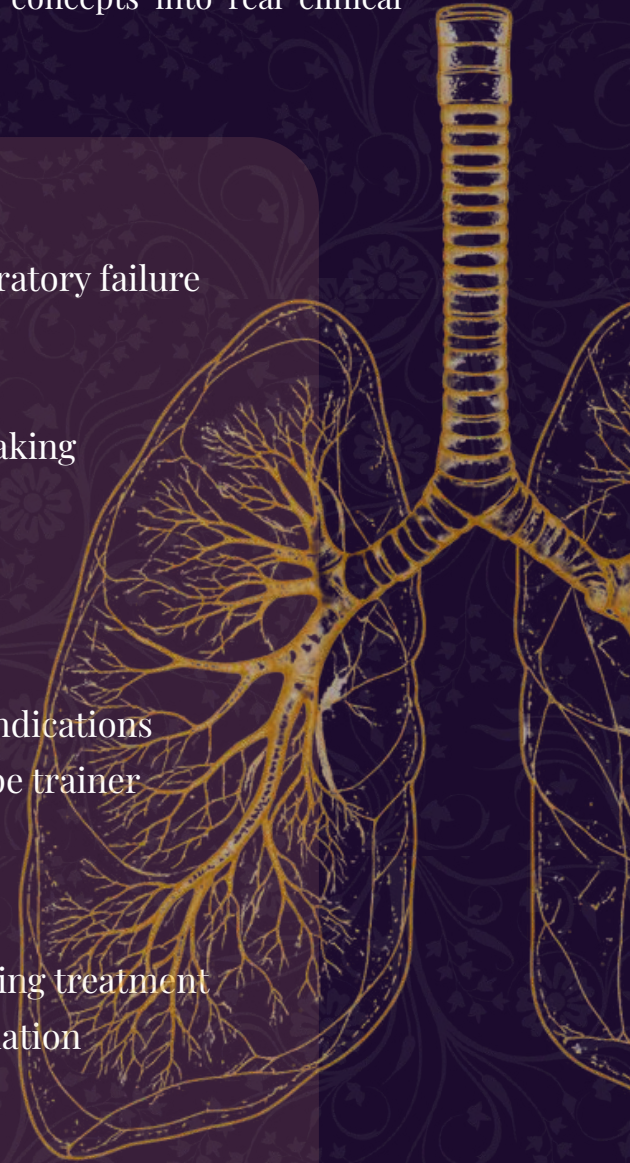
Step into the critical world of respiratory care, where every breath matters. This workshop builds practical skills in ventilation and airway management, with hands-on bronchoscopy experience. From recognising respiratory failure to managing ventilation and COPD, it focuses on translating core concepts into real clinical practice.

## INSIGHTS

- Introduction to airway management and respiratory failure
- Non-invasive ventilation:
  - Understanding CPAP vs BiPAP
  - Clinical applications and decision-making

## HANDS-ON

- Bronchoscopy: Uses, indications, and contraindications
- Hands-on training with a virtual bronchoscope trainer
- COPD management
  - Structured, case-based approach
  - Recognising exacerbations and tailoring treatment
- Interactive case discussions integrating ventilation strategies & airway disease



**DAY 2**  
**JUNE 26<sup>TH</sup>**

**ORGANISER**  
KEERTHANA NAIR 94473 25678  
LAKSHMI SUDHIR 9895273279

**20 SLOTS**  
**Rs. 400/-**



# CLOSING THE LOOP- SUTURING

*PRECISION IN EVERY STITCH.*

Suturing is a fundamental surgical skill that requires control, technique, and attention to detail.

This workshop focuses on building those essentials through hands-on practice on cadaveric tissue, helping you understand how proper technique translates into effective wound closure.

With guided instruction and emphasis on consistency, it lays the groundwork for confident performance in a surgical setting.

## INSIGHTS

- Introduction to suture materials and selection
- Principles of tissue handling and wound closure
- Knot-tying techniques

## HANDS-ON

- Hands-on practice on cadaveric tissue
- Suturing techniques:
  - Simple interrupted sutures
  - Continuous sutures
  - Mattress sutures



**DAY 2 & 3**

**JUNE 26<sup>TH</sup> & 27<sup>TH</sup>**

**ORGANISERS**

**AISWARYA AJITH – 8714804402**

**ANANYA SREESAN – 9167222158**

**20 SLOTS**

**Rs. 500/-**



# BEYOND THE PULSE

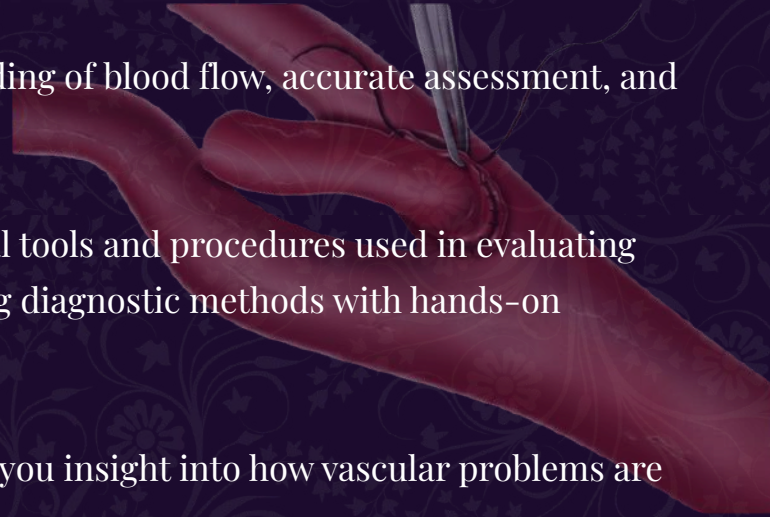
## VASCULAR SURGERY TECHNIQUES & TECHNOLOGY

*UNDERSTANDING FLOW, MASTERING TECHNIQUE.*

Vascular surgery demands a clear understanding of blood flow, accurate assessment, and precise technique.

This workshop introduces you to the essential tools and procedures used in evaluating and managing vascular conditions, combining diagnostic methods with hands-on surgical skills.

With a focus on practical application, it gives you insight into how vascular problems are assessed and treated in real clinical settings.



### INSIGHTS

- Introduction to vascular procedures and specialised instruments
- Non-invasive vascular assessment:
  - Handheld Doppler for peripheral vascular disease
- Pressure assessment techniques:
  - Ankle-Toe-brachial pressure measurement using ABI machine
- Ultrasound-guided evaluation:
  - Assessment of varicose veins

### HANDS-ON

- Hands-on surgical skill stations:
  - Vascular anastomosis

**DAY 2**  
**JUNE 26<sup>TH</sup>**

### ORGANISERS

SOLOMON PANICKAR – 9049577215

LAKSHMI – 8595442790

**20 SLOTS**

**Rs. 750/-**

BACK TO  
OBSERVATORY ->





BACK TO  
OBSERVATORY ->

# INSIDE THE GI TRACT

## MASTERING ENDOSCOPY

*SEE IT. SCOPE IT. SOLVE IT.*

Acute gastrointestinal bleeding is one of those situations where clinical judgment and timely intervention go hand in hand. This workshop focuses on building a clear approach to these cases, with a strong emphasis on practical endoscopy experience.

Using simulation alongside clinical context, you'll understand how endoscopy is used to identify the source, guide intervention, and support decision-making in real scenarios.

### INSIGHTS

- Approach to upper gastrointestinal bleeding from first assessment to final management
- Integration of clinical knowledge, procedural skills, and decision-making

### HANDS-ON

- Upper GI Endoscopy simulation with guided hands-on experience

### CASE BASED

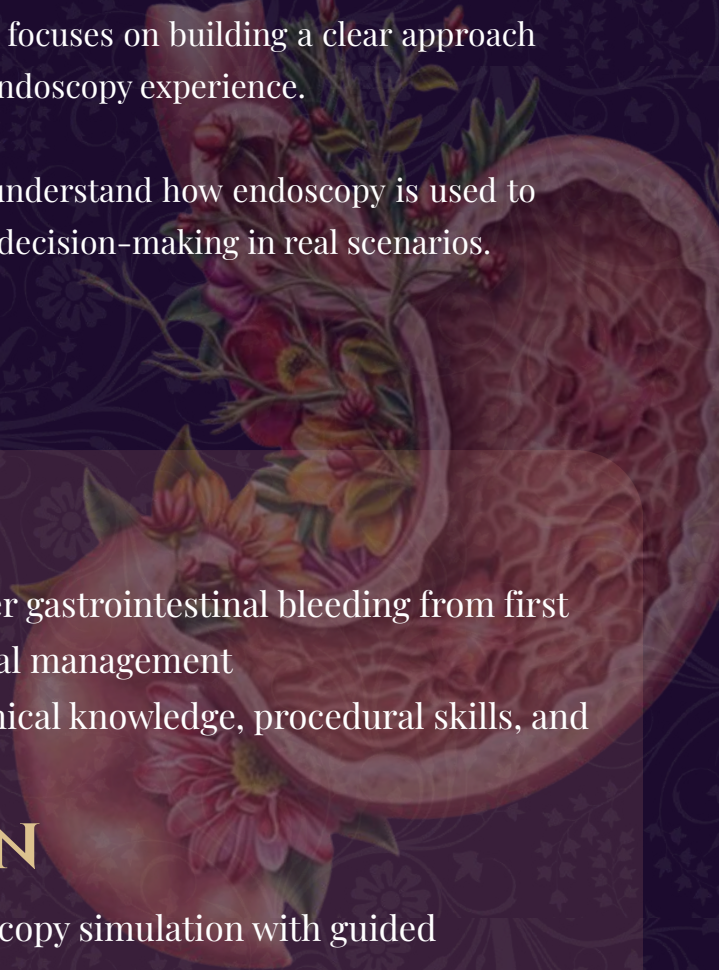
- Clinical correlation with real-world scenarios
- Expert-led video demonstrations

**DAY 2**  
**JUNE 26<sup>TH</sup>**

### ORGANISERS

ELANTHAMIZHL I 9047973333  
SWETHA SENTHIL NATHAN 9894563999

**20 SLOTS**  
**RS. 400/-**





# MEND THE BEND

ORTHOPAEDIC ESSENTIALS

*REDUCE. FIX. REHABILITATE.*

Orthopaedic emergencies and musculoskeletal injuries are among the most common presentations in clinical practice, and managing them well requires both sound judgment and practised hands.

This workshop focuses on building a structured, practical approach to assessment and management, helping you develop confidence in handling common injuries and applying core orthopaedic principles effectively.



## INSIGHTS

- Colle's casting:
  - Closed reduction techniques
  - Proper cast application for distal radius fractures
  - Alignment, immobilisation principles, and common errors
- Fracture fixation and plating:
  - Principles of plate application on bone models
  - Screw placement, stability, and orthopaedic instrumentation
- Sports injury and sprain management:
  - Assessment and grading of sprains
  - Acute management principles
  - Jones bandaging and functional support techniques

**DAY 3**  
**JUNE 27<sup>TH</sup>**

**ORGANISER**  
**JOHN JOE – 8714078137**

**20 SLOTS**  
**Rs. 500/-**



# BEYOND THE LUMP

## ASSESSMENT AND DIAGNOSIS

*EARLY DETECTION. ACCURATE ASSESSMENT. BETTER OUTCOMES.*

Breast disease evaluation relies on a structured approach that combines clinical examination, imaging, and pathology.

This workshop focuses on building that framework through the concept of triple assessment, while also addressing the real-world challenges that delay early detection.


With a mix of clinical skills, interpretation, and procedural understanding, it aims to develop a more confident and systematic approach to breast evaluation and care.

### INSIGHTS

- Introduction to breast disease and barriers to early detection
- Triple assessment approach:
  - Clinical breast examination
  - Imaging interpretation (ultrasound and mammography)
- Post-operative care:
  - Exercise protocols
  - Drain management

### HANDS-ON

- True Cut Biopsy and FNAC simulation:
  - Indications and technique
  - Sample handling
  - Common pitfalls and errors



**DAY 3**  
**JUNE 27<sup>TH</sup>**

**ORGANISER**  
**MADHURI M M – 8921886025**

**20 SLOTS**  
**Rs. 350/-**




# PRECISION THROUGH INNOVATION

## ANIMAL RESEARCH & ROBOTIC SURGERY WORKSHOP

*UNDERSTAND RESEARCH. EXPERIENCE INNOVATION.*

Step into the forefront of medical innovation with this dual-track workshop combining an in-depth exploration of preclinical research with a practical introduction to precision robotic-assisted surgery.



### INSIGHTS

- Guided tour of Amrita Central Animal Facility, exploring:
  - Experimental models including porcine, rabbit, rat, and mouse
  - Specialised immunocompromised models
- Exploration of advanced preclinical imaging facilities:
  - 7T MRI, Micro CT, SEM, TEM, Cathlab
- Introduction to robotic surgery:
  - Lectures and pre-recorded modules covering core concepts

### DEMONSTRATION

- Understanding the ethical framework governing animal research through recorded demonstrations of:
  - Animal handling
  - Routes of administration
  - Anaesthesia, euthanasia, perfusion, and sample collection

### HANDS-ON

- Hands-on training on robotic simulators with individual participant exposure



**DAY 3**  
**JUNE 27<sup>TH</sup>**

### ORGANISERS

SANDHRA RAMESH – 8921208145  
RONIT SINGH – 8136907471

**40 SLOTS**  
**Rs. 750/-**



# CARE IN PRACTICE OBG ESSENTIALS

*TRACK PROGRESS. INTERVENE RIGHT.*

Gynaecological procedures and labour monitoring require both technical skill and clinical understanding.

This workshop brings together essential outpatient procedures with intrapartum assessment, helping you build a clear approach to both preventive care and labour management.

With hands-on practice and focused interpretation, it strengthens your ability to perform, assess, and decide with confidence.

## INSIGHTS

- Pap smear: Principles, indications and role in cervical cancer screening
- IUD insertion: Types of devices and indications
- Partogram interpretation:
  - Monitoring labour progress
  - Identifying deviations and understanding their

clinical implications

## HANDS-ON

- Practical training in Pap smear collection
- Hands-on practice on models covering aseptic technique and safe insertion of IUDs



**DAY 3**  
**JUNE 27<sup>TH</sup>**

**ORGANISERS**  
ANINDITAA CHEMBATH – 7907431547  
KRISHNA BINOD – 9946422327

**20 SLOTS**  
**Rs. 300/-**



# PROBE TO DIAGNOSIS

## THE POWER OF POCUS

### *CLARITY AT THE BEDSIDE*

Point-of-care ultrasound brings real-time imaging directly to the bedside, changing how clinicians assess and make decisions.

This workshop introduces POCUS through a practical, step-by-step approach.


With a focus on image acquisition and interpretation, participants will learn to recognise key findings and apply them immediately in decision-making, building confidence in using ultrasound as an extension of clinical examination.

## INSIGHTS

- Introduction to basic principles of Point-of-Care Ultrasound (POCUS).
- To familiarize participants with the ultrasound machine and different probes.
- To demonstrate the common clinical applications of POCUS.
- To develop basic skills in image acquisition and interpretation.
- To enhance bedside diagnostic accuracy and clinical decision-making.

## HANDS-ON

- To provide hands-on training in performing focused ultrasound examinations safely and effectively.



**DAY 3**  
**JUNE 27<sup>TH</sup>**

**ORGANISER**  
**RIANNE JOHN – 9746245344**

**20 SLOTS**  
**RS. 300/-**



# AIRWAY FIRST

## TRACHEOSTOMY SKILLS AND TECHNIQUES

*SECURING THE AIRWAY, STEP BY STEP.*

Airway management is a critical skill, especially in situations where rapid intervention is required to maintain ventilation.

This workshop focuses on tracheostomy as both an elective and emergency procedure, giving you a clear understanding of when and how it is performed.

With emphasis on anatomy, technique, and equipment, it builds a structured approach to safely establishing and managing a surgical airway.

### INSIGHTS

- Tracheostomy overview:
  - Elective and emergency indications
- Instruments and equipment:
  - Identification and usage
- Tracheostomy tubes:
  - Types and key differences
  - Selection based on clinical scenario

### HANDS-ON

- Procedural demonstration:
  - Step-by-step technique
  - Layers of neck dissection
- Hands-on practice:
  - Foundational skills in performing tracheostomy

**DAY 3**  
**JUNE 27<sup>TH</sup>**

**ORGANISERS**  
ESTHER ANIL 8590594406  
GOURINANDANA B 6238603737

**20 SLOTS**  
**Rs. 400/-**



# ReVISION

## SEE WHAT YOU'VE BEEN MISSING

*THE EYES DON'T LIE. YOU JUST NEED TO KNOW WHAT TO LOOK FOR.*

Most clinicians will encounter eye complaints long before they ever step into an ophthalmology ward, and yet the ophthalmoscope remains one of the most underused tools in clinical practice.

This workshop aims to change that by building a clear, practical approach to examining the eye—helping you become more confident in identifying normal findings and recognising when something isn't right

### INSIGHTS

- Direct ophthalmoscopy on mannequin:
  - Technique and approach
  - Fundus visualisation — optic disc, cup-to-disc ratio, retinal vessels, and macula
  - Understanding normal anatomy as the basis for recognising pathology
  - Papilloedema, Hypertensive retinopathy, Glaucomatous optic atrophy demonstration
- Slit lamp examination:
  - Anterior segment familiarisation — cornea, anterior chamber, and lens
- Goat eye dissection:
  - Demonstrated dissection of the globe
  - Applied anatomy of ocular structures
- SICS Live demonstration



**DAY 3**  
**JUNE 27<sup>TH</sup>**

### ORGANISERS

**MUGILESHWAR R- 99524 63846**  
**AKASH MANOJ- 97473 75078**

**20 SLOTS**  
**Rs. 300/-**

# NON ACADEMIC EVENTS





# TREASURE HUNT



Over the course of the conference, a trail of clues will unfold – each one leading you closer to the final answer. What may seem obvious might not be, and what's hidden may be right in front of you.

Follow the trail. Think beyond the obvious. Everything means something ... or does it?

## Event Format

- The event will be conducted entirely online via Discord
- Participants are required to come to the venue for the event
- Clues will be released sequentially, leading to a final solution

**Team Size: 2–4 participants**

Rules will be announced via Instagram





# ESCAPE ROOM

*TRAPPED. TESTED. TIMED.*



You're locked in. The clock is ticking. Somewhere in the room lie the clues you need.

Work together, think critically, and uncover hidden connections before time runs out. Every second counts, and every detail matters.

Will you escape... or be part of the room?

**Team Size: Maximum 6 participants**

**Time Limit: 30 minutes**

Rules will be announced via  
instagram



BACK TO  
OBSERVATORY ->



# Gala Dinner

*Date: June 26<sup>th</sup>*

*Join us for a night of laughter,  
good food, and great company*

*The Grand Gala Dinner brings together delegates  
from across institutions for an evening of laughter,  
conversations, and shared experiences.*

*Take a break from the conference rush and step into a space filled with  
music, warmth, and great company. Meet new people, reconnect with  
peers, and create memories that last beyond the conference.*

*Free entry for all  
registered delegates.*



# ONLINE EVENTS





# LUMA LENS

-PHOTOGRAPHY COMPETITION-

THEME: AGAINST ALL ODDS

- Each participant should submit only one picture
- The photograph must be captured by the participant themselves
- Any device can be used (phones, DSLRs, etc)
- Images can be edited
- The photo should be submitted in JPG or PNG format



Submission: Digital upload via Google Drive

- Submissions must be named as Name \_contact number\_Event name
- The participant should be able to provide both the RAW file of the image and the edited image when asked to
- Informed consent is mandatory if human subjects are involved
- No patient information should be disclosed via the photograph
- Submission of AI-generated images, plagiarised images, screenshots or stolen images will lead to immediate disqualification
- The decision of the judging committee is final

Cash prize for top 3 submissions and e-certificates for top 10 submissions

Last date of submission: June 12<sup>th</sup>  
Registration fee : Rs 50

## Judging Criteria

- Creativity and originality
- editing
- composition and framing
- context

## CONTACT

Madhumitha K +91 93841 02422  
Methun Kirbakar +91 86106 07053

TOP TEN ENTRIES WILL BE FEATURED ON THE OFFICIAL INSTAGRAM PAGE (@AMRITASPASHT), FIRST PRIZE WILL BE AWARDED BASED ON JUDGES' EVALUATION SECOND & THIRD PRIZE WILL BE AWARDED BASED ON ENGAGEMENT (LIKE COUNT) ON THE POSTED PICTURES

BACK TO OBSERVATORY ->

# WRITTEN IN STARDUST

## -POETRY WRITING COMPETITION-

### THEME: BEYOND PROGNOSIS - THE RESILIENCE OF HUMAN SPIRIT

Line Count: Maximum 30 lines not including a title

#### Format:

- Font: EB Garamond
- Font size: 12
- Line spacing: Single / 1.15 (you can specify if you want consistency)
- Title: Bold, centered or left-aligned
- Email ID: Top right corner of the document
- File format: PDF only

**Submission Criteria:** Submissions must be named as Name\_contact number\_Event name

- Submission must strictly adhere to the formatting rules
- Only one submission per participant is permitted
- PDF must not contain the participant's name or college to ensure impartial judging
- AI-generated or AI-assisted work will not be tolerated and will result in disqualification
- Plagiarism of any form will lead to void participation

Cash prize for top 3 submissions and e-certificates for top 10 submissions

Last date of submission: June 12<sup>th</sup>  
Registration fee : Rs 50

#### Judging Criteria

- Emotional tone
- Syntax and structure
- Originality and voice
- Imagery and language

#### CONTACT

Madhumitha K +91 93841 02422  
Methun Kirbakar +91 86106 07053



# CELESTIAL CANVAS

-ART COMPETITION-

## THEME: METAMORPHOSIS

DRAW HOW YOU THINK A DOCTOR/MEDICINE HAS CHANGED OVER TIME OR HOW DISEASES UNFOLD IN OUR BODY THROUGH ABSTRACT MEANS

**Medium:** Any traditional or digital medium (Pencil, charcoal, ink, watercolour, acrylic, oil, mixed media, digital illustration, etc.)

**Submission Limit:** One original artwork per participant

Submissions must be named as Name\_contact number\_Event name

### Format & Submission

- Artwork must be original and created solely by the participant
- Digital submissions must be uploaded as: JPEG / PNG (high resolution) or PDF (if combined with concept text)
- No watermark, name, or signature on the artwork
- Any identifying marks will lead to disqualification to ensure impartiality
- AI-generated or AI-assisted artwork is strictly prohibited
- A minimum of 5 progress images of the artwork needs to be shared by the participant

Cash prize for top 3 submissions and e-certificates for top 10 submissions

Last date of submission: June 12<sup>th</sup>

Registration fee : Rs 50

### Judging Criteria

- Concept and originality
- Visual composition
- Use of medium and technique
- Emotional impact / narrative strength

### CONTACT

**Madhumitha K +91 93841 02422**

**Methun Kirbakar +91 86106 07053**

TOP TEN ENTRIES WILL BE FEATURED ON THE OFFICIAL INSTAGRAM PAGE (@AMRITASPASHT). FIRST PRIZE WILL BE AWARDED BASED ON JUDGES' EVALUATION SECOND & THIRD PRIZE WILL BE AWARDED BASED ON ENGAGEMENT...

(LIKE COUNT) ON THE POSTED PICTURES

*Que vermin ani sala roe. Saram di nale ques to arte mi ananimo. Soman domani roe velanti ko ketrin. N saram di ani endo ques nefari molen do aristo trimear*

*...nadan orasi men do ji sala roe desmi. Televo, "anim*

*...saro lintevi asoma feralin toware mistelu," rina*

*...omen taliso mi animo ques na roin do mi*

*"Vest... selari vom... mi nelato kavari mon mesilo tenar demis*

*...selari vom... sova "Easlaro meritavi konay til*



# PULSE IN MOTION

-REEL MAKING COMPETITION-

THEME: SURVIVING MEDICAL SCHOOL

**Duration: 60-90 seconds**

**Submission:** Digital upload via Google Drive  
only one submission per participant is permitted

Submissions must be named as Name\_contact number\_Event name

- Editing allowed, but no AI manipulation
- Any language can be used with English subtitles.
- Any music, narration, dialogues used must be respectful and non-offensive.
- Ten participants will be shortlisted based on creativity, editing, content, presentation and effort.
- Submission deadline is final; late entries will not be accepted
- Any Plagiarism will lead to immediate disqualification
- The decision of the judging committee will be final.



**Cash prize for top 3 submissions and e-certificates for top 10 submissions**

**Last date of submission: June 12<sup>th</sup>  
Registration fee : Rs 50**

## Judging Criteria

- Camera angles
- Editing
- Idea/ Story
- Execution
- Duration

## CONTACT

**Madhumitha K +91 93841 02422  
Methun Kirbakar +91 86106 07053**

TOP TEN ENTRIES WILL BE FEATURED ON THE OFFICIAL INSTAGRAM PAGE (@AMRITASPASHT), FIRST PRIZE WILL BE AWARDED BASED ON JUDGES' EVALUATION SECOND & THIRD PRIZE WILL BE AWARDED BASED ON ENGAGEMENT (LIKE COUNT) ON THE POSTED PICTURES



# COSMOS OF CONCEPTS

-TEACH A TOPIC-

- Individual online event
- Choose a topic and take a video of yourself explaining a topic from the list provided in the following pages.

Time limit: 8 mins max

Submission: digital upload via Google Form

Submissions must be named as Name\_contact number\_Event name

- The name of the participant and the name of the institute must not be mentioned in the video
- Plagiarism will lead to immediate disqualification
- The decision of the scientific/ judging committee is final

**Cash prize for top 3 submissions and e-certificates for top 10 submissions**

## Judging Criteria

- Content
- Innovative method of teaching
- Presentation style
- Use of teaching aids
- Passion
- Communication skill


**Last date of submission: June 12<sup>th</sup>**

**Registration fee : Rs 100**

## CONTACT

**Madhumitha K +91 93841 02422**

**Methun Kirbakar +91 86106 07053**

A lighthouse on a cliff at night, with a beam of light shining from the lantern room towards the right. The sky is dark with many stars, and the ocean is visible at the bottom. The lighthouse is on the left side of the image.

# CASE DISCUSSION

JUNE 29, 30 AND JULY 1



# June 29 - Schedule

TIME	TOPIC
8:30 - 9:15 AM	<b>Medicine:</b> Short case-Cardiovascular System
9:15 - 10:00 AM	<b>Medicine:</b> Short case- Respiratory System
10:00 - 10:45 AM	<b>Medicine:</b> Short case- Gastrointestinal System
10:45- 11:00 AM	<b>Tea Break</b>
11 AM- 12:30 PM	<b>Medicine:</b> Long Case- Central Nervous System
12:30- 1:00 PM	<b>Medicine:</b> Short Case-Musculoskeletal System
1:00- 2:00 PM	<b>Lunch Break</b>
2:00- 3:00 PM	<b>Paediatrics:</b> Cerebral Palsy- Case based approach
3:00- 4:00 PM	<b>Paediatrics:</b> Instruments & Radiology



# June 30 - Schedule

TIME	TOPIC
8:30 - 9:30 AM	<b>Surgery:</b> Short case- Leg Ulcer and Lymph node
9:30 - 10:30 AM	<b>Surgery:</b> Short case- Hernia
10:30 - 11:00 AM	<b>Tea Break</b>
11:00 AM - 12:00 PM	<b>Surgery:</b> Long case- Breast Carcinoma
12:00- 1:00 PM	<b>Surgery:</b> Symposium- Thyroid Swelling- Problem based approach
1:00- 2:00 PM	<b>Lunch Break</b>
2:00- 3:00 PM	<b>Orthopaedics:</b> Congenital Anomalies - Torticollis and CTEV Case Based Approach
3:00- 4:00 PM	<b>Orthopaedics:</b> Deformities - Cubitus varus, Genu varum and Genu valgum



# July 1 - Schedule

TIME	TOPIC
8:30 – 9:15 AM	<b>Obstetrics:</b> Antepartum Haemorrhage- Case based approach
9:15 - 10:00 AM	<b>Gynaecology:</b> Ovarian cyst- Case based approach
10:00 - 10:45 AM	<b>Obstetrics:</b> Vaginal Birth after Caesarean Section- Case based approach
10:45- 11:00 AM	<b>Tea Break</b>
11:00- 11:45 AM	<b>Gynaecology:</b> Abnormal Uterine Bleeding- Case based approach
11:45 AM- 12:30 PM	<b>Gynaecology:</b> Uterine Prolapse
12:00- 1:00 PM	<b>Obstetrics:</b> Gestational Diabetes Mellitus
1:00- 2:00 PM	<b>Lunch Break</b>
2:00- 3:00 PM	<b>ENT:</b> Chronic Suppurative Otitis Media
3:00- 4:00 PM	<b>Ophthalmology:</b> Retinal vascular disease



## ACCOMMODATION

For accommodation, contact numbers along with possible accommodation options will be provided. Participants may directly contact and coordinate with the respective places based on their preference and availability.

Please note that Amrita will not be directly responsible for accommodation arrangements.



## FOOD AND BEVERAGES

Lunch and refreshments will be provided during all days of conference to participants with delegate registration

### CONTACT

**Dharshenik UK 93615 43366**

**Athul Krishna 80 75691277**



H  
O  
S  
P  
I  
T  
A  
L  
I  
T  
Y



# GROUP REGISTRATION OFFERS!

Bring your friends and make the most of Spasht 2026 with our exclusive group discounts designed for batchmates and study circles!

## Combo Offers

\* Group of 20 Students

Get 20% OFF on all event registration fees

\* Group of 10 Students

Get 10% OFF on all event registration fees

- Discounts are applicable only for combined group registrations
- Discounts applicable only for Delegate registration, Academic and Non Academic events
- All members must register together under a single group entry
- Contact PR team head for group registrations.

## CONTACT

Niya S +91 81296 89971

Nandhana S Biju +91 90374 39048



# HOW TO REACH US



## Nearest Railway Station

- Edappally Station: Just outside Amrita Hospital Campus
- Ernakulam Town (North): 9 km or 25 mins from Amrita
- Ernakulam Junction (South): 12 km or 30 mins from Amrita



## Nearest Airport

Cochin International Airport (COK)  
: 25 km or 40 mins from Amrita



## Nearest Bus Stand

Edappally Toll Junction: 4.5 km  
or 15 mins from Amrita

## Nearest Metro Station



Edappally Metro Station :  
3.5 km or 10 mins from  
Amrita



# PLACES TO VISIT



Fort Kochi



Marine Drive



Jew Town



Cherai Beach



Edapally Church



Lulu mall



Wonderla



Kayaking



Go Karting



Folklore Museum



# CONTACT US

## ORGANISING SECRETARIES

MOHAMMED JAAZIL	+91 90746 29392
APARNA SWAPNA	+91 7560-916205
NARAYANAN K	+91 80-72855700
NANDHITHA SENTHIL	+91 99943 79954

## PUBLIC RELATIONS

NIYA S	+91 81296 89971
NANDHANA S BIJU	+91 90374 39048



## SOCIALS

**INSTAGRAM: @AMRITASPASHT**

**E-MAIL: SPASHT2026@GMAIL.COM**



BROUGHT TO YOU BY

**BROCHURE DESIGN:  
NANDHITHA SENTHIL**

**EDITORIAL:  
APARNA SWAPNA**

